

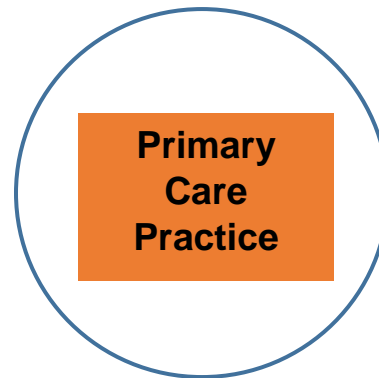

Community Linkages Activity

Directions: Using the diagram below work with your team to address clinical community linkages as it pertains to your own practice. After completing we will discuss as a group.


1. Needs Assessment




2. Current Resources/Gaps



3. Barriers to Community Linkages



4. Establishing Clinical Community Linkages



Community Linkage Follow-up

