



Medication Assisted Treatment (MAT) Program Evaluation

Presented by:

Toni Coe, PharmD, PhD Evaluation Lead



Medication Assisted Treatment (MAT)

Purpose:

- Increase access to medication assisted treatment (MAT)
- Improve care for patients with opioid use disorder
- Build the capacity and capability for delivering MAT statewide



Medication Assisted Treatment (MAT)

2020 Financial Support Opportunities: Practice Transformation

Practice Transformation Incentive 2020

For offices delivering MAT as a new service after 9/20/2019, if MAT for OUD has been delivered in the office before, then the practice is not eligible for receive these payments.

- **Practice incentive (up to \$20,000 per PCMH practice)**
 - \$10,000 for 1st patient treated at a PCMH practice
 - \$10,000 for 10th patient treated at PCMH practice
- **PO incentive (up to \$5,000 per PCMH practice)**
 - \$2,500 per practice incentive earned by affiliated PCMH practices



Medication Assisted Treatment (MAT)

2020 Financial Support Opportunities: Practice Transformation

NEW FOR 2021: Practice Transformation 3rd tier on Incentive

For offices delivering MAT as a new service after 9/20/2019, if MAT for OUD has been delivered in the office before, then the practice is not eligible for receive these payments.

- **Practice incentive 2021 (up to \$30,000, increased from \$20,000)**
 - \$10,000 for 1st patient treated at a PCMH practice
 - \$10,000 for 10th patient treated at PCMH practice
 - *\$10,000 for 30th patient treated at PCMH practice (2021)*
- **PO incentive (up to \$7,500 per PCMH practice)**
 - \$2,500 per practice incentive earned by affiliated PCMH practices



Medication Assisted Treatment (MAT)

2020 Financial Support Opportunities: Value Based Reimbursement (VBR)

5% Value-Based Reimbursement

- Primary Care Spring 2020
- Specialty Fall 2020
 - Intended to be support funding for sustaining long-term delivery of MAT
 - Eligible providers include PCMH designated PCPs, and specialists
 - This is open to all providers whether previously providing MAT or not



Medication Assisted Treatment (MAT)

FALL 2020 Data Collection Tool

MAT Assessment Tool

University of Michigan Health System

Form Completed by:
Phone Number:

Title:
Date:

Physician List Created on: 7/7/2020

SubPO Name	Practice Name	Practice Type	Provider Pri...
University of Michig...	Brianwood Fam ...	Mixed	Family Medicine
	Brianwood Gen ...	PCP	Internal Medicine
	Brighton Gen Med	SCP	Internal Medicin...
	Brighton Peds		Pediatrics
	Canton Gen Med		Addiction Psychi...
	Canton Med-Peds		Adolescent Medi...
	Canton Peds		Advanced Heart...
	Chelsea Fam Med		Allergy/Immunol...

Measurement and Reimbursement:

-Practice transformation incentive is measured at the practice level.
-Value based reimbursement is measured at the provider level.

Instructions:

-Count only patients treated between 9/20/2019 and 10/31/2020.
-Patient counts are cumulative. Patients should only be represented in one of the date categories.
-Do not count patients more than one time, even if they have multiple specialists.
-Patients should be attributed to the provider that is managing MAT and prescribing the drug and not to providers who have consulted on the case.
-Count patients being prescribed Buprenorphine or Naltrexone.

The information submitted on this form is subject to audit by Blue Cross Blue Shield of Michigan.

SubPO Name	Practice Name	Practice Type	Provider NPI	Provider First Name	Provider Last Name	Provider Primary Specialty	Did Provider Obtain MAT Waiver Before or After 9/20/2019?	Date Provider Obtained MAT Waiver Required if after 9/20/2019	Date Provider Began Providing MAT	Number of Patients with Opioid Use Disorder Treated with Buprenorphine for < 3 months by this Provider	Number of Patients with Opioid Use Disorder Treated with Buprenorphine MAT for 3 - 5.9 months by this Provider	Number of Patients with Opioid Use Disorder Treated with Buprenorphine MAT for 6 - 8.9 months by this Provider	Number of Patients with Opioid Use Disorder Treated with Buprenorphine for 9 - 11.9 months by this Provider	Number of Patients with Opioid Use Disorder Treated with Buprenorphine for 12+ months by this Provider	Total Number of Patients with Opioid Use Disorder Treated with Buprenorphine	Number of Patients with Opioid Use Disorder Treated with Naltrexone for < 3 months by this Provider	Number of Patients with Opioid Use Disorder Treated with Naltrexone for 3 - 5.9 months by this Provider	Number of Patients with Opioid Use Disorder Treated with Naltrexone for 6 - 8.9 months by this Provider	Number of Patients with Opioid Use Disorder Treated with Naltrexone for 9 - 11.9 months by this Provider	Number of Patients with Opioid Use Disorder Treated with Naltrexone for 12+ months by this Provider	Total Number of Patients with Opioid Use Disorder Treated with Naltrexone
University of Michigan Health Sys	Brianwood Fam Med	PCP	1154419646	CATHERINE	BETTCHER	Family Medicine									0						0
University of Michigan Health Sys	Brianwood Fam Med	PCP	1881910628	Juana	Capizano	Family Medicine									0						0
University of Michigan Health Sys	Brianwood Fam Med	PCP	1881024957	Jane	Chargot	Family Medicine									0						0
University of Michigan Health Sys	Brianwood Fam Med	PCP	1619175775	Keri	Denay	Family Medicine									0						0
University of Michigan Health Sys	Brianwood Fam Med	PCP	1902994429	KRISTINA	GALLAGHER	Family Medicine									0						0
University of Michigan Health Sys	Brianwood Fam Med	PCP	1700845724	Robert	Heiselman	Family Medicine									0						0
University of Michigan Health Sys	Brianwood Fam Med	PCP	1306073986	Anita	Hernandez	Family Medicine									0						0
University of Michigan Health Sys	Brianwood Fam Med	PCP	1023472818	Ryan	Huerto	Family Medicine									0						0
University of Michigan Health Sys	Brianwood Fam Med	PCP	1144348970	Scott	Kelley	Family Medicine									0						0
University of Michigan Health Sys	Brianwood Fam Med	PCP	1508954520	MICHAEL	KLINOMAN	Family Medicine									0						0
University of Michigan Health Sys	Brianwood Fam Med	PCP	1619211842	Anna	Laurie	Family Medicine									0						0
University of Michigan Health Sys	Brianwood Fam Med	PCP	1942683735	Leigh	Morrison	Family Medicine									0						0
University of Michigan Health Sys	Brianwood Fam Med	PCP	1932619798	Marle	O'Dwyer	Family Medicine									0						0
University of Michigan Health Sys	Brianwood Fam Med	PCP	1912298084	Oluwafemi	Olanlami	Family Medicine									0						0
University of Michigan Health Sys	Brianwood Fam Med	PCP	1568721538	Razel	Remen	Family Medicine									0						0



Fall 2020 Number of MAT practices by County



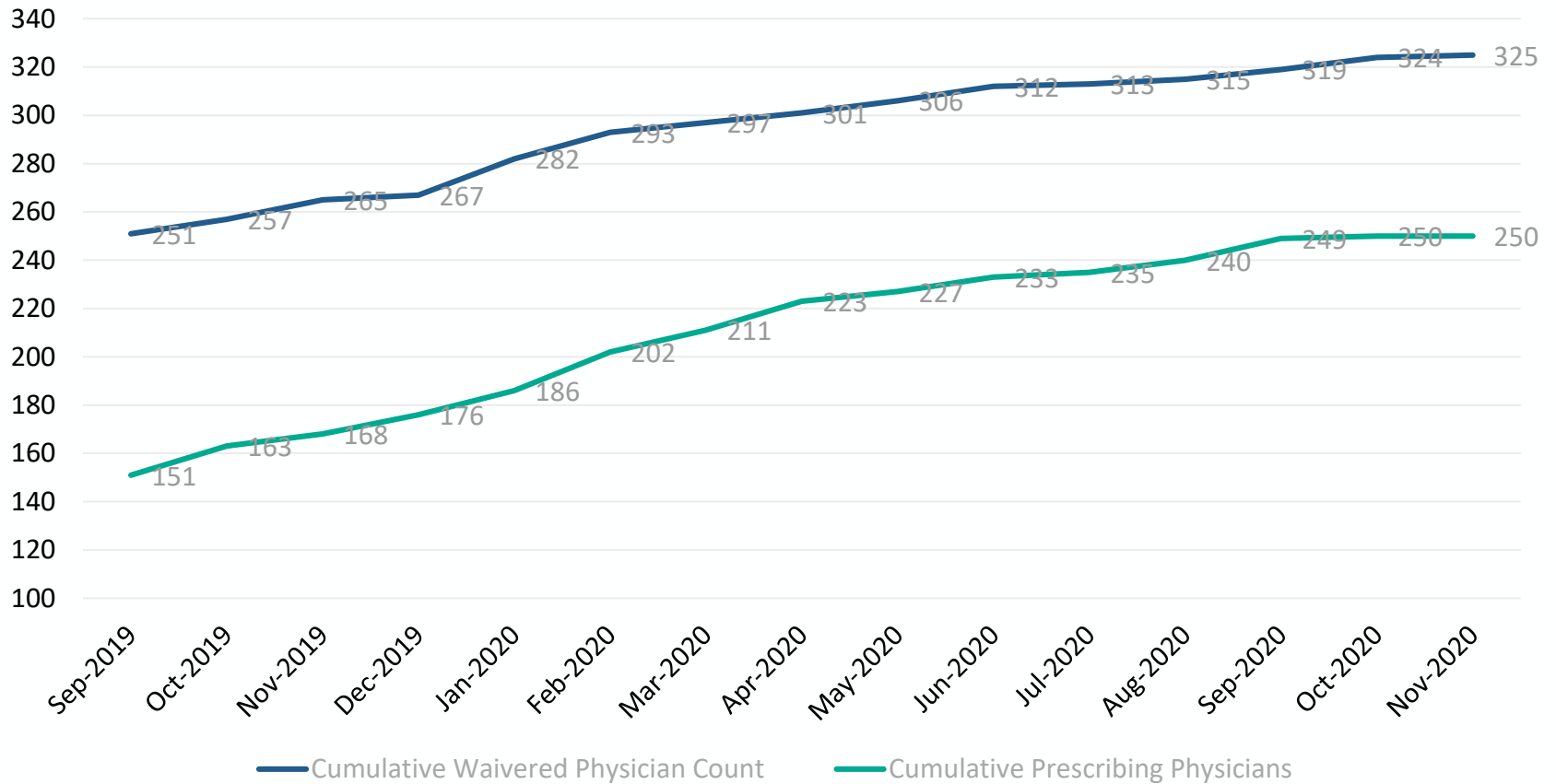
-Survey Close dates: 4/30/2020 & 11/2/2020

-Includes all practices from 11/2 survey and practices from 4/30 survey that did not participate in 11/2 survey but are still active PGIP practices.



Medication Assisted Treatment (MAT)

FALL 2020 Number of Waivered Physicians



-Self Reported by PO.

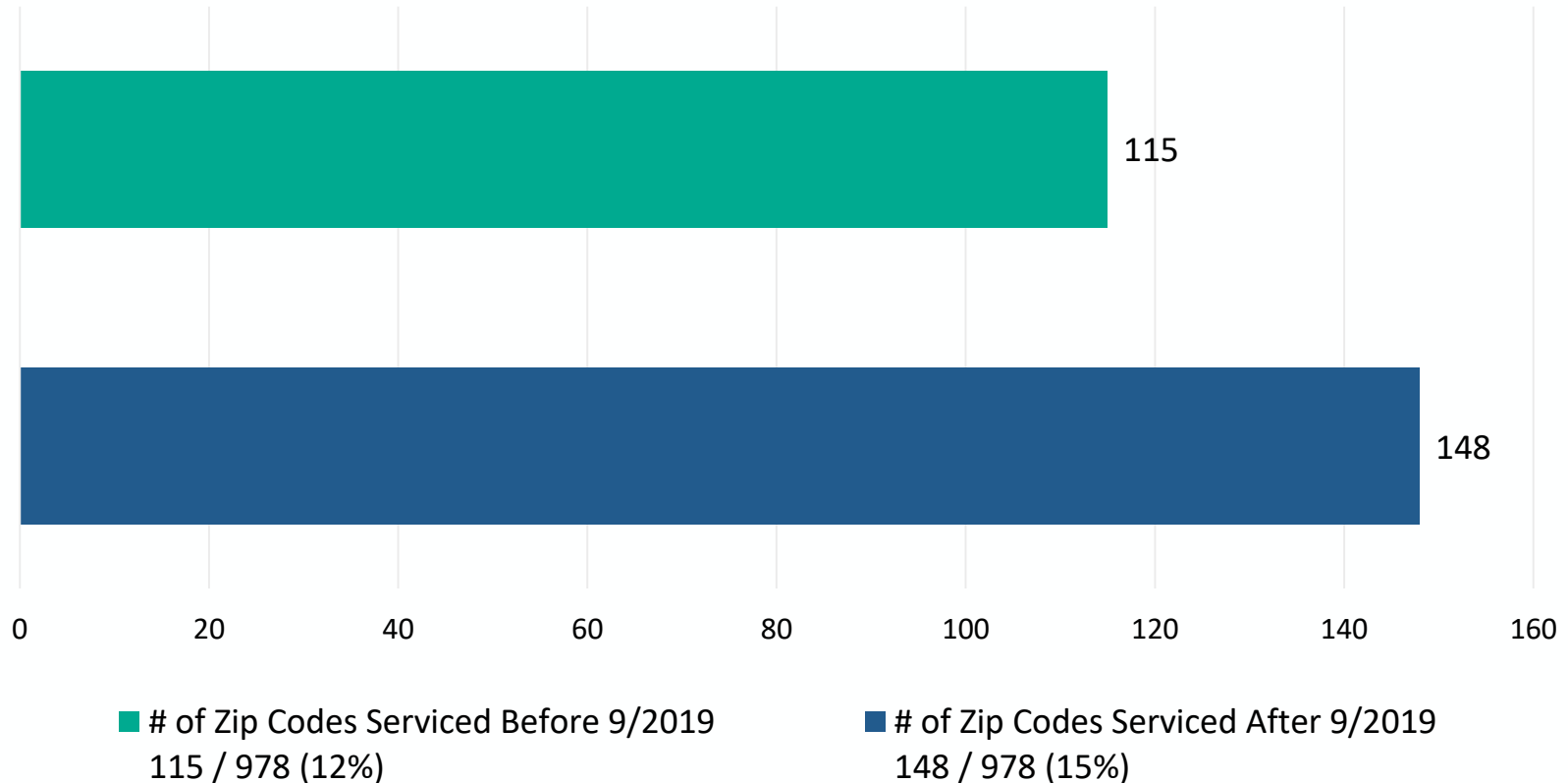
-Survey Close dates: 4/30/2020 & 11/2/2020

-Includes all physicians from 11/2 survey and practices from 4/30 survey that did not participate in 11/2 survey but are still active PGIP physicians.



Medication Assisted Treatment (MAT)

FALL 2020 Service Area Changes by Zip Code



-Self Reported by PO.

-Survey Close dates: 4/30/2020 & 11/2/2020

-Includes all practices from 11/2 survey and practices from 4/30 survey that did not participate in 11/2 survey but are still active PGIP practices.



Medication Assisted Treatment (MAT)

2020 Percent of PCMH practices with at least one waived physician

1 - 9.9% of PCMH practices have at least 1 waived physician	10 - 19.9% of PCMH practices have at least 1 waived physician	20% or more of PCMH practices have at least 1 waived physician
Beaumont ACO	Answer Health Physician Organization	Affinia Health Network Lakeshore
Genesys PHO LLC	Great Lakes OSC, LLC	CIPA
Lake Huron PHO*	Huron Valley Physicians Assoc PC	Holland PHO
Oakland Physician Network Services	Integrated Health Partners	IHA
Primary Care Partners, Inc	Jackson Health Network, L3C	Lakeland Care Inc
Professional Medical Corporation PC	Medical Network One*	MidMichigan Collaborative Care Organization
Reliance PO of Michigan, Inc.	Metro Health Integrated Network	Olympia Medical LLC
Sparrow Care Network	Northern Physician Organization Inc	Spectrum Health Medical Group*
United Physicians, Inc	Oakland Southfield Physicians	University of Michigan Health System
	Physician Healthcare Network PC	
	Upper Peninsula Health Group	



Medication Assisted Treatment (MAT)

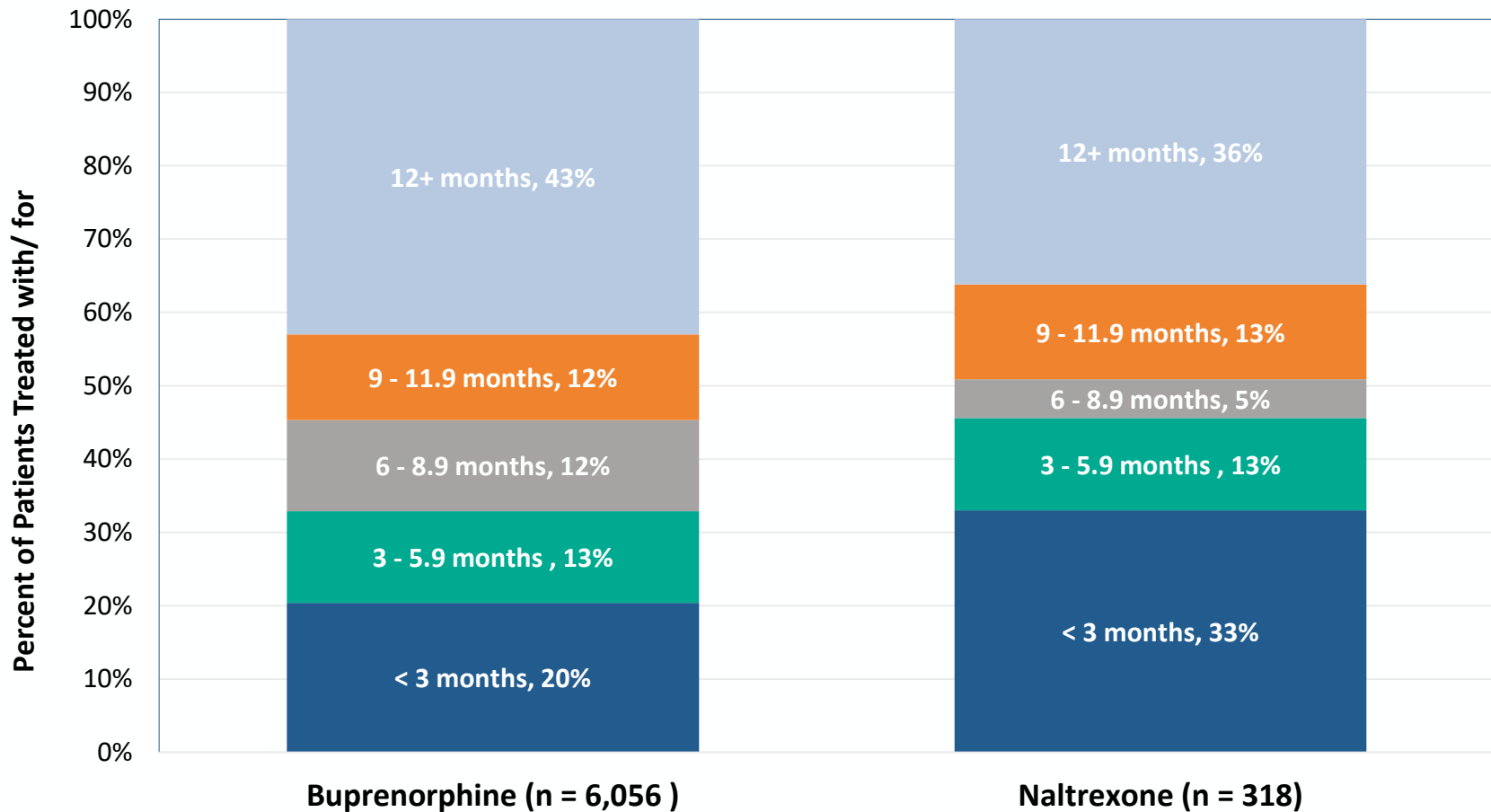
2020 Percent of PCMH practices providing MAT

1 - 9.9% of PCMH practices have at least 1 waived physician	10 - 19.9% of PCMH practices have at least 1 waived physician	20% or more of PCMH practices have at least 1 waived physician
Answer Health Physician Organization	CIPA	Affinia Health Network Lakeshore
Beaumont ACO	Huron Valley Physicians Assoc PC	Holland PHO
Genesys PHO LLC	Jackson Health Network, L3C	IHA
Great Lakes OSC, LLC	Lakeland Care Inc	Integrated Health Partners
Lake Huron PHO*	Medical Network One*	Olympia Medical LLC
MidMichigan Collaborative Care Organization	Oakland Southfield Physicians	University of Michigan Health System
Northern Physician Organization Inc	Physician Healthcare Network PC	
Oakland Physician Network Services	Spectrum Health Medical Group*	
Primary Care Partners, Inc	Upper Peninsula Health Group	
Professional Medical Corporation PC		
Reliance PO of Michigan, Inc.		
Sparrow Care Network		
United Physicians, Inc		



Medication Assisted Treatment (MAT)

FALL 2020 Duration of Treatment



Medication Assisted Treatment (MAT)

Total Awarded in CY 2020

\$1,862,500.00



Medication Assisted Treatment (MAT)

Spring 2020 Incentive Summary

- Amount Awarded to Provider Organizations
 - \$247,500 (N = 23 POs)
- Amount Awarded to Practices
 - \$990,000 (N = 81 Practices)
- Total Awarded
 - \$1,237,500



Medication Assisted Treatment (MAT)

Fall 2020 Incentive Summary

- Amount Awarded to Provider Organizations
 - \$125,000 (N = 17 POs)
- Amount Awarded to Practices
 - \$500,000 (N = 46 Practices)
- Total Awarded
 - \$625,000

